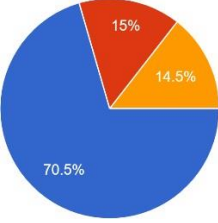
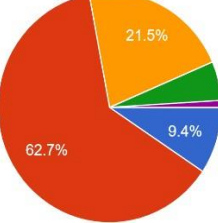
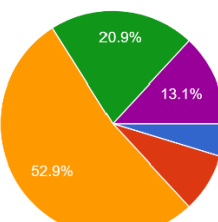
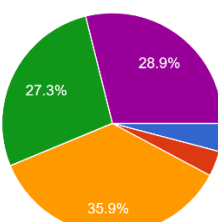
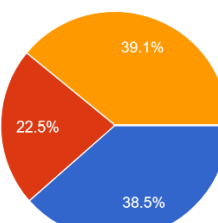
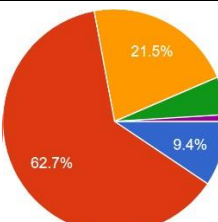


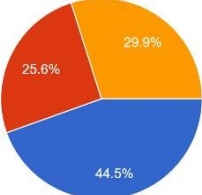
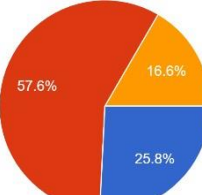
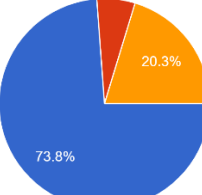
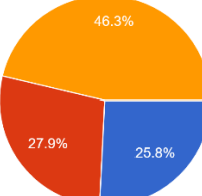
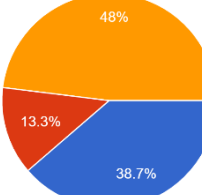
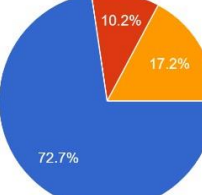
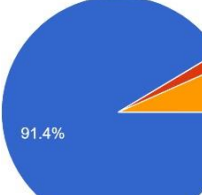
Report of Students Satisfaction Survey (SSS) Period of Conduction 2022-23

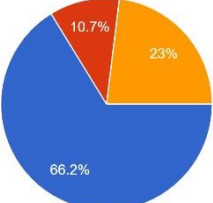
Students Satisfaction Survey (SSS) was conducted among the students of the college through online mode (Google form). The questionnaire has been framed based on multiple aspects of the college that can help the management to streamline services. The result of this survey is based on the response of **undergraduate** students from 1st (82), 3rd (48) and 5th (59) semester of Arts, Commerce and Science stream.

The responses given by the students for the questionnaire provided to the students are given below.

SN.	QUESTIONNAIRE	RESPONSES
1	Do you think Counselling during Admission is essential for students in choosing right subject options?	<ul style="list-style-type: none"> ● Yes ● No ● No answer
2	Existing Online Admission Process is	<ul style="list-style-type: none"> ● Smooth and Easy ● Needs to be improved ● Not Student-friendly
3	Teaching Quality in your subjects	<ul style="list-style-type: none"> ● Excellent ● Very good ● Good ● Fair ● Poor
4	Quality of reading materials supplied by teacher	<ul style="list-style-type: none"> ● Excellent ● Good ● Fair ● Poor ● Very poor
5	Whether interaction of student with non-teaching staff friendly?	<ul style="list-style-type: none"> ● Yes ● No ● No answer

6	Whether courses are covered properly in classes by the teachers of your subjects?	 <ul style="list-style-type: none"> ● Yes ● No ● No answer
7	Girls' Common room facility.	 <ul style="list-style-type: none"> ● Excellent ● Good ● Fair ● Poor ● Very poor
8	Maintenance of Cleanliness & Hygiene in Washrooms.	 <ul style="list-style-type: none"> ● Excellent ● Very good ● Good ● Poor ● Very poor
9	Whether food items provided in Students' canteen are healthy and hygienic?	 <ul style="list-style-type: none"> ● Excellent ● Very good ● Good ● Poor ● Very poor
11	Do you find any difficulty while doing official procedures in your College?	 <ul style="list-style-type: none"> ● Yes ● No ● No answer
12	Library facility in your College	 <ul style="list-style-type: none"> ● Excellent ● Good ● Fair ● Poor ● Very poor

13	Whether Books and Journals on your subjects are sufficient in your college library?	 <ul style="list-style-type: none"> ● Yes ● No ● No answer
14	Have you availed any scholarship/fee-waiver scheme in your college?	 <ul style="list-style-type: none"> ● Yes ● No ● No answer
15	Do you think presence of Career Guidance and Counselling Cell is extremely essential for students?	 <ul style="list-style-type: none"> ● Yes ● No ● No answer
16	Are you aware of the Grievance redressal cell of the college?	 <ul style="list-style-type: none"> ● Yes ● No ● No answer
17	Do the cell extends all sorts of help & co-operation to the students?	 <ul style="list-style-type: none"> ● Yes ● No ● No answer
18	Do you have knowledge that Ragging in all form is banned in College?	 <ul style="list-style-type: none"> ● Yes ● No ● No answer
19	Do you think Student feedback system is essential in improving overall quality of education system?	 <ul style="list-style-type: none"> ● Yes ● No ● No answer

20	Whether 'Students' Union' is essential in fulfilling students' demands/problems?	 <p>A pie chart illustrating the responses to the question 'Whether 'Students' Union' is essential in fulfilling students' demands/problems?'. The chart is divided into three segments: a large blue segment representing 'Yes' at 66.2%, a smaller red segment representing 'No' at 10.7%, and an orange segment representing 'No answer' at 23%. A legend to the right of the chart identifies the colors: blue for 'Yes', red for 'No', and orange for 'No answer'.</p> <table border="1"><thead><tr><th>Response</th><th>Percentage</th></tr></thead><tbody><tr><td>Yes</td><td>66.2%</td></tr><tr><td>No</td><td>10.7%</td></tr><tr><td>No answer</td><td>23%</td></tr></tbody></table>	Response	Percentage	Yes	66.2%	No	10.7%	No answer	23%
Response	Percentage									
Yes	66.2%									
No	10.7%									
No answer	23%									